

SHADE ELEMENTS

Awnings & Screens

Horizon Monobloc
Ellipse Monobloc
Fetuna Cassette
Integral Cassette
Vertigo Window Awning
Omega Pergola
Ziptrak®
Café Screen

Creating spaces for living.



We create versatile, beautiful outdoor spaces that connect seamlessly to homes and gardens, while providing shelter from the elements.

As innovators of outdoor-living solutions in New Zealand for many years, Shade Elements has become an industry leader of awnings, screens and retractable pergolas. Our products respond to our unique environment and help New Zealanders to enjoy and enhance the courtyards, sheltered retreats and outdoor rooms that have become part of our country's contemporary design. Shade Elements' spaces are harmonious spaces in which to relax and entertain.

As market leaders, we source the best, most innovative products from around the world – including Japan, France, Spain and Australia – to provide quality solutions with longevity in mind.

Visit shadeelements.co.nz to find an installer near you.

1.



Awnings

- Monoblocs
- Horizon
- Ellipse
- Cassettes
- Fetuna
- Integral
- Window Awnings
- Vertigo
- Pergolas
- Omega
-

2.



Screens

- Ziptrak®
- Café
- Screen
-

3.



Fabrics

- Docril
- Fabric
- Shadeview
- Mesh
- PVC
-

4.



Automation

- Wireless
- Remotes
- Sensors
-

Horizon Monobloc




Extend your living options with easy, functional design.



■ The Horizon Monobloc is elegantly engineered using European technology and styling. Providing robust protection from the elements, it allows you to merge indoor living with the outdoors all-year round.

Made with quality aluminium and stainless steel, the Horizon Monobloc is easily operated manually or automated with the press of a button. When automated, a wind or motion sensor can be added to retract the awning during high-impact conditions. An aluminium hood can also be included for a streamlined protected finish. The Horizon Monobloc comes with a five-year warranty and has undergone rigorous testing to ensure it withstands extreme conditions. Through sophisticated design and technology, our products make the most of living, without the need to build or renovate.



Features

WIDTH X EXTENSION

MIN – 1890 x 1500 mm
MAX – 13792 x 4000 mm

FABRIC

Docril (acrylic canvas) – 132 colours
Shadeview Mesh – 25 colours

OPERATION

Manual or automated

AUTOMATION OPTIONS

Sun & wind sensor
Motion sensor


PROTECTION

Hood (optional)


HARDWARE COLOURS

Warm White Pearl
Silver Pearl
Matt Charcoal

Ellipse Monobloc



Economical, robust
solar protection with
generous coverage.



With its classic styling, the Ellipse Monobloc encapsulates simplicity and charm. It also provides a generous area of coverage – a width of up to five metres makes it ideal for lengths of deck and other outdoor areas with plenty of space to cover.

The Ellipse Monobloc is made with quality components and a solid structure to ensure long-lasting functional sun protection.



Features

WIDTH X EXTENSION	OPERATION	HARDWARE COLOUR
MIN – 1978 x 1500 mm	Manual or automated	Warm White Pearl
MAX – 5000 x 3000 mm		
FABRIC	AUTOMATION OPTIONS	
Docril (acrylic canvas) – 132 colours	Sun & wind sensor	
Shadeview Mesh – 25 colours	Motion sensor	



Developed in France and custom manufactured in New Zealand to withstand our harsh elements, The Fetuna Cassette awning combines maximum protection and modern design with minimal maintenance. The fabric skin and awning mechanism are completely protected when retracted, ensuring a longer product life and superior functionality. Made with quality aluminum and stainless-steel components, the Fetuna Cassette is built to last and comes with a five-year warranty.

Fetuna Cassette





Architecturally
inspired design for a
streamlined finish.



WIDTH X EXTENSION	OPERATION	CASE COLOURS
MIN – 1978 x 1500 mm	Manual or automated	Customised to Dulux powder-coat range
MAX – 7000 x 4000 mm		
FABRIC	AUTOMATION OPTIONS	HARDWARE COLOURS
Docril (acrylic canvas) – 132 colours	Sun & wind sensor	Warm White Pearl <div></div>
Shadeview Mesh – 25 colours	Motion sensor	Silver Pearl <div></div>
		Matt Charcoal <div></div>

Features

Integral Cassette



Effective sun
protection with
traditional style.



The classic design of the Integral Cassette awning works well across a range of architectural and design styles. The Integral Cassette is compact in size and renowned for its reliability, thanks to quality components that have long-served the European awning market.

Easy to install and operate, the awning can be retracted when not in use, ensuring the canvas and folding arms are completely concealed and not compromised by the elements. For effective sun protection, ease of use and style – the Integral Cassette is an excellent option for all environments.

Features

WIDTH X EXTENSION

MIN – 1815 x 1500 mm
MAX – 5000 x 3000 mm

FABRIC

Docril (acrylic canvas) – 132 colours
Shadeview Mesh – 25 colours

OPERATION

Manual or automated

AUTOMATION OPTIONS

Sun & wind sensor
Motion sensor

HARDWARE COLOUR

Warm White Pearl

Vertigo Window Awning

Streamlined,
easy-to-use design
for everyday ease.



■ The Vertigo Window Awning can significantly reduce cooling costs during summer and protect interior furnishings from the sun's harmful rays, while adding colour and style to your exterior.

Choose the material to suit your needs – Shadeview Mesh to provide visibility and diffused light; Docril canvas for privacy.



Features

WIDTH X EXTENSION (2x Arms)

MIN – 500 x 750 mm

MAX – 5850 x 1500 mm

FABRIC

Docril (acrylic canvas) – 132 colours

Shadeview Mesh – 25 colours

OPERATION

Manual or automated

AUTOMATION OPTIONS

Sun & wind sensor

Motion sensor

HARDWARE COLOURS


Warm White Pearl

Silver Pearl

1.

Awnings

Omega Pergola



Retractable pergola systems are a clever way to create an outdoor room and increase your living space. The Omega Pergola is an architectural awning and our most permanent shade solution.

Engineered with state-of-the-art European technology and elegant design features, the Omega Pergola system is designed for seamless indoor-outdoor flow and has undergone rigorous testing to ensure it withstands the harshest weather conditions.

Omega Pergola gives you the option to fully enclose a room outdoors without an expensive renovation. Its permanence means that LED lighting, infrared heaters and outdoor blinds can easily be incorporated into the pergola too.

Increase your living space at the touch of a button.

Features

	OMEGA 100	OMEGA 120	OMEGA 160
MAX PROJECTION	10.0 m (supported)	6.0 m	10.0 m
MINIMUM WIDTH	2.5 m	2.5 m	2.5 m
MAX WIDTH (Single skin)	15.0 m	15.0 m	15.0 m
MAX WIDTH (Single bay)	4.5 m	4.5 m	4.5 m
RAFTER DIMENSION	100 × 50 mm	120 × 60 mm	160 × 80 mm
POST DIMENSION	N/A	100 × 130 mm	100 × 130 mm
MOTOR TORQUE	WIND RESISTANCE	OPTIONAL EXTRAS	FRAME COLOUR
40 – 85 nm / 17 rpm	Beaufort Scale – up to 10	LED lighting	Customised to Dulux
		Wind / Sun / Rain sensors	powder-coat range
RECOMMENDED PITCH	OPERATION	Outdoor blinds	
9°	Automated		

2.

Screens



Ziptrak® screens easily maximise your living options by connecting indoor and outdoor environments to make one harmonious room. They also provide seclusion and protection from the elements, while controlling airflow, light and temperature. As well as being robust and aesthetically pleasing, Ziptrak® has a patented track-guided system that ensures screens easily glide up or down and stop in the position you require.

Ziptrak®





Instantly add
another living space
to your home.

WIDTH X HEIGHT	OPERATION	PROTECTION
MIN – 650 x 500 mm	Manual	135 mm Small pelmet – drops up to 2400
MAX PVC – 5500 x 3500 mm	Automated (Shadeview Mesh only)	175 mm Large pelmet – drops up to 3300
MAX Mesh – 6000 x 3500 mm		135 mm Flashing
FABRIC	OPTIONS	COMPONENT COLOURS
Shadeview Mesh – 25 colours	Reverse handle	Customised to Dulux powder-coat range
Clear or tinted PVC (0.75 mm)	Face fix	
Docril (acrylic canvas) – 132 colours	Pull stick	

Features



Café Screen

A café-style design for exterior climate control, UV protection, and privacy.



Sleek, stylish and durable, the Café Screen incorporates smart design and practicality. Shade and privacy are instantly provided thanks to the automated or hand-operated system.

The Café Screen locks into place with stainless-steel clips. Choose between Shadeview Mesh to provide sun protection and views, or clear PVC for complete weather protection and visibility.

Features



WIDTH X HEIGHT	OPERATION
MIN – 500 × 500 mm	Manual or automated
MAX – 5800 × 4000 mm	
FABRIC	COMPONENT COLOURS
Shadeview Mesh – 25 colours	Stainless steel brackets
Clear or tinted PVC (0.75 mm)	Customised bottom rail to Dulux
Docril (acrylic canvas) – 132 colours	powder-coat range

3.

Fabrics.

Colour—the key to creating the perfect environment for you. From calm spaces to festive places, classic to contemporary aesthetics, our hard-wearing fabric range has been carefully developed to make the very best outdoor living accents.

Docril®
Fabric



Designed and manufactured in Spain and known for its superb quality with an extensive colour palette. Docril offers an impressive selection of 132 vibrant colours to suit any décor and comes with a 10 year UV warranty. Visit shadeelements.co.nz to see the full fabric collection.

Shadeview
Mesh



Shadeview fabric cleverly diffuses light, lends a pared-back finish and optimises views but it still protects you and your home from the elements. Available in different weave options with 25 colours across the range. It has a high-shade factor, blocking up to 97 percent of the sun's rays, reducing the temperature inside your home, and decreasing your energy costs.

PVC



We source our PVC from Japan, where it is designed and manufactured by a company committed to excellence and innovation. It's the best solution when a completely see-through solution and unobstructed view is required, and it provides full wind and rain protection for your space. Choose from clear or tinted PVC.



Automation.

Easy by design.
Awnings, screens
and pergolas can
be automated
to respond at the
touch of a button,
allowing you to relax
and enjoy the ease of
remote operation.

Apps



my Somfy

Wireless Remotes



1. Handheld Remote 2. Smooove Wireless Wall Remote

With discreet, high-end technology, operation of our products is safe, reliable and ideal for hard-to-reach windows, or people who may find manual operation difficult. Multiple awnings or screens can be operated individually or in unison via a remote control.

Sensors



3. Motion Sensor 4. Rain Sensor 5. Wind Sensor

Sensors can be added to retract awnings, screens and pergola's during extreme weather conditions, keeping them safe from damage.

Integration into a home automation system is also possible and an increasingly popular option. Manage all your awning products from a handy phone app or remote control.

Residential
awnings &
screens that
create spaces
for living.

shadeelements.co.nz

